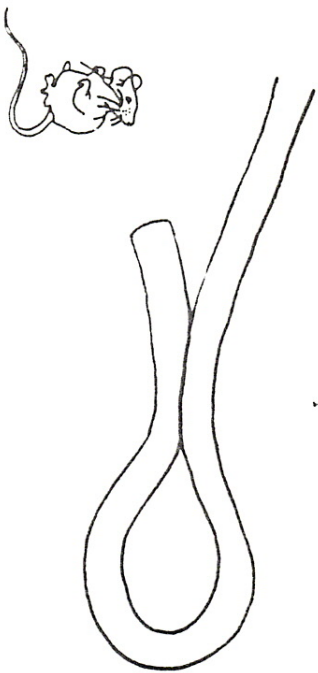


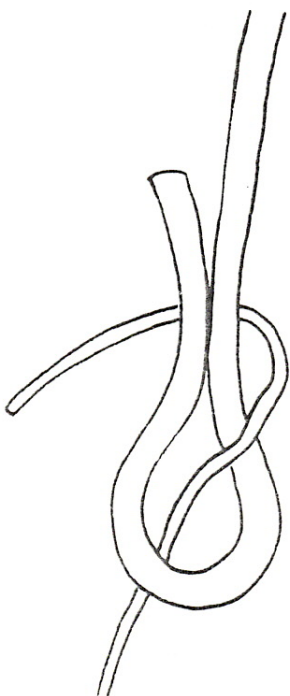
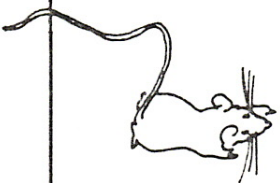
Sheet Bend

Use a sheet bend:

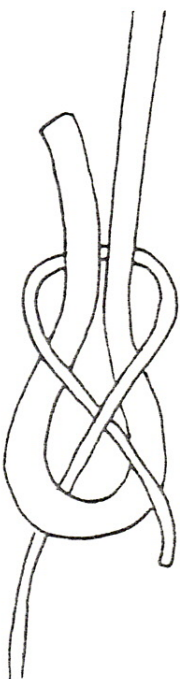
- to join two ropes of different thicknesses
 - to join a rope to a loop
 - when raising a flag up a flagpole to join a flagpole halyard (rope) to the rope on a flag.
- A sheet bend doesn't slip undone very easily. Pulling on it tightens it.



1. Make a bight like this with the end of one rope. Use the thicker rope if one rope is heavier than the other.



2. Bring the end of the other rope up through the bight, and around the standing parts.



3. Tuck the end under itself and then up over the bight.
4. Pull the standing parts to tighten.



How did the sheet bend get its name? A sheet is what they call a rope used to manage the sails on a boat. A bend is a tie.